

# **From Better to Worse: The Recent History of Personal Savings in British Columbia**

**The Urban Futures Institute Report 56**  
*Copyright The Urban Futures Institute 2002*  
ISBN 1-894486-42-0

---

**U R B A N F U T U R E S**  
**I N S T I T U T E - R E S E A R C H**

---

**Suite 212 - 515 West Pender Street Vancouver Canada V6B 6H5**  
**tel: 604.682.8323 fax: 604.682.8388**

**The information presented in this report has been compiled from sources believed to be reliable: their accuracy, however, cannot be guaranteed. This report is provided for general information purposes only, and is not to be applied to specific situations without the benefit of independent professional advice.**

## Current Publication List

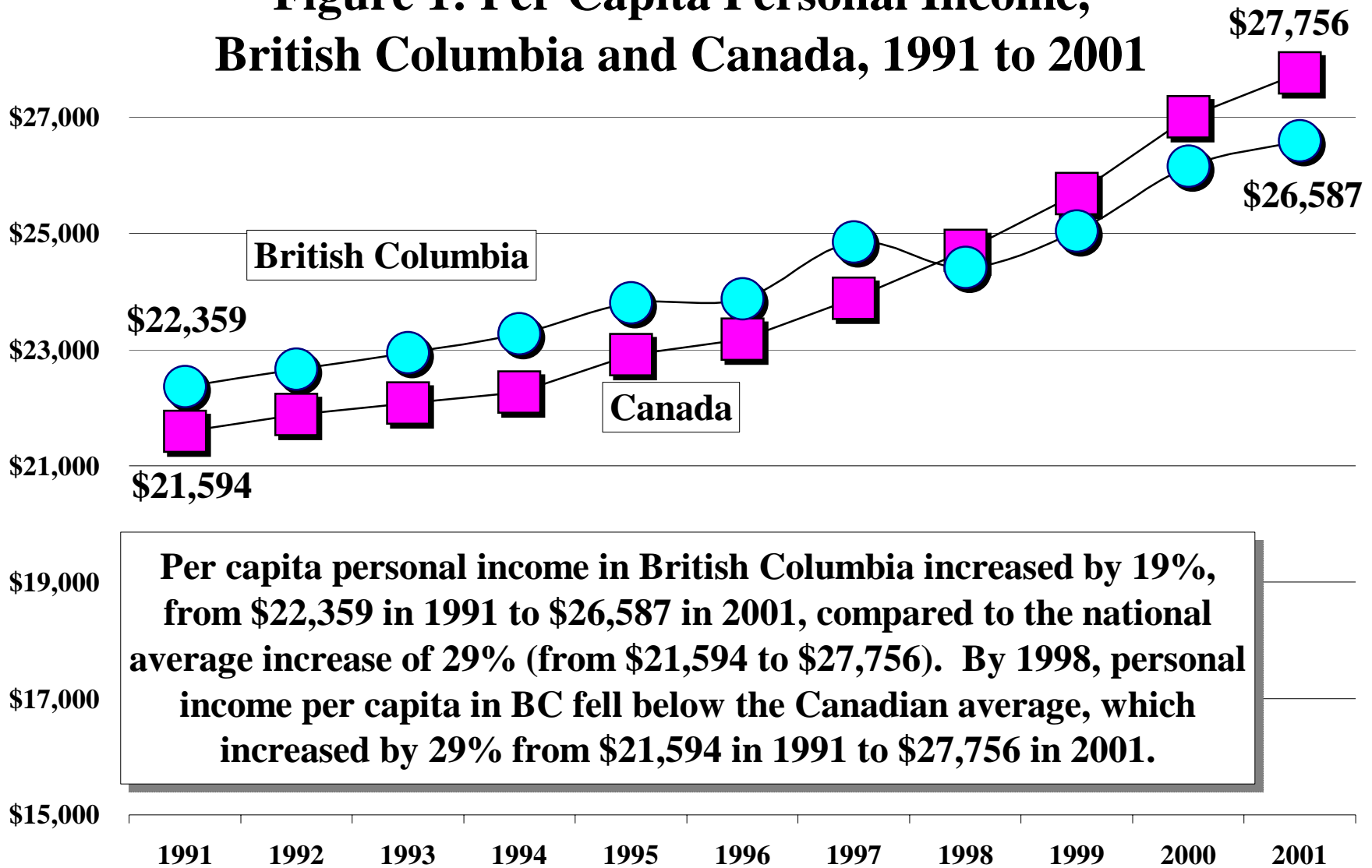
### May 2002

2. Homes in Metropolitan Victoria's Future: Housing Demand by Structure Type, 1996 to 2021 (ISBN 1-894486-25-0)
14. Demographics and the Future of Housing Demand in Canada: The Myth of the Vanishing Purchaser (ISBN 1-894486-24-2)
15. Immigration to Canada: Youth Tonic for An Aging Population (ISBN 1-894486-23-4)
16. Babes in Lotus Land: Births, Birth Rates and Their Implications in British Columbia, 1921 to 2021 (ISBN 1-894486-22-6)
18. Homes in Ontario's Future: Demographics and Housing Demand, 1997 to 2021 (ISBN 1-894486-21-8)
19. GISSAM: Geographical Information System Spatial Activity Model for Metropolitan Vancouver (ISBN 1-894486-20-X)
20. Poorer Now: Average Weekly Earnings and Purchasing Power in British Columbia, 1983 to 1996 (ISBN 1-894486-19-6)
22. Just Numbers: Demographic Change and Immigration in Canada's Future (ISBN 1-894486-18-8)
23. Homes in America's Future: Demographics of Housing Demand for the Nation & States, 1995 to 2025 (ISBN 1-894486-17-X)
24. Employment in Metropolitan Vancouver's Future: Projections of Sectoral Employment, 1996 to 2031 (ISBN 1-894486-16-1)
25. What Can You Expect? Life Expectancy in Canada, 1921 to 2021 (ISBN 1-894486-15-3)
26. Healthy Choices: Demographics and Health Spending in Canada, 1980 to 2035 (ISBN 1-894486-14-5)
27. Homes in British Columbia's Future: Demographics and Long Run Housing Demand, 1996 to 2026 (ISBN 1-894486-13-7)
28. Housing Canada's Seniors in the Next 30 Years (ISBN 1-894486-12-9)
29. Housing British Columbia's Seniors in the Next 30 years (ISBN 1-894486-11-0)
30. Population 4 Million: Alberta's Population in the Next Three Decades (ISBN 1-894486-10-2)
31. Housing Alberta's Future Population: Demographics and Housing Demand, 1998 to 2028 (ISBN 1-894486-09-9)
32. A Decade of Jobs and Pay in Canada: A Perspective on Canada's National and Regional Economies (ISBN 1-894486-08-0)
33. Housing Alberta's Seniors in the Next 30 Years (ISBN 1-894486-07-2)
34. Six and a Quarter Million People: British Columbia's Population in the Next Three Decades (ISBN 1-894486-06-4)
35. Population Four Million: Metropolitan Vancouver's Population in the Next Four Decades (ISBN 1-894486-05-6)
36. Forty Million: Canada's Population in the Next Four Decades (ISBN 1-894486-04-8)
37. Without Care?: Demographics and Health Spending in British Columbia, 1999 to 2040 (ISBN 1-894486-03-X)
38. Help Wanted: Projections of Canada's Labour Force Over the Next Four Decades (ISBN 1-894486-02-1)
39. Ontario's Population in the Next Four Decades: 18 Million Strong and Growing (ISBN 1-894486-01-3)
40. Real Schools: Demographics, Enrollment, and Educator Retirement in British Columbia, 1999 to 2040 (ISBN 1-894486-00-5)
41. Housing Ontario's Seniors in the Next 40 Years (ISBN 1-894486-27-7)
42. Housing Metropolitan Vancouver's Future Population: Demographics & Housing Demand, 1999-2040 (ISBN 1-894486-28-5)
43. Getting There: A Discussion Paper on People, Jobs and Places for 5 Year Transportation Planning (ISBN 1-894486-29-3)
44. The Next Century: A Projection of Metropolitan Vancouver's Population, 1999 to 2101 (ISBN 1-894486-30-7)
45. Changing Places: A Strategy for Home Ownership, Residential Neighbourhoods, and RRSPs in Canada (ISBN 1-894486-31-5)
46. Donation Matters: Demographics and Organ Transplants in Canada, 2000 to 2040 (ISBN 1-894486-32-3)
47. The Aboriginal Population of British Columbia: 1996 Census Data on Demographics and Housing (ISBN 1-894486-33-1)
48. Decade of Donation: Measurement of Organ Donation Rates in Canada, 1988 to 1997 (ISBN 1-894486-34-X)
49. Prescription for Growth: Demographic & Economic Context for Sustaining B.C.'s Health Care System (ISBN 1-894486-35-8)
50. Adding a Million: A Context for Change Management in the City of Toronto (ISBN 1-894486-36-6)
51. Beyond Comparison: Canada's Organ Donation Rate in an International Context (ISBN 1-894486-37-4)
52. Street Smart: Demographics & Trends in Motor Vehicle Accident Mortality In BC, 1988 to 2000 (ISBN 1-894486-38-2)
53. The Retiring Kind: An Exploration of the Past and Future of Labour Force Participation In Canada (ISBN 1-894486-39-0)
54. Measuring Rental Market Potential (ISBN 1-894486-40-4)
55. Resource Dependency: The Spatial Origins of BC's Economic Base (ISBN 1-894486-41-2)
56. From Better to Worse: The Recent History of Personal Savings in BC (ISBN 1-894486-42-0)

**To order any of the Institute's Publications, please see our web site for  
Report Summaries, Order Forms, and Research Information**

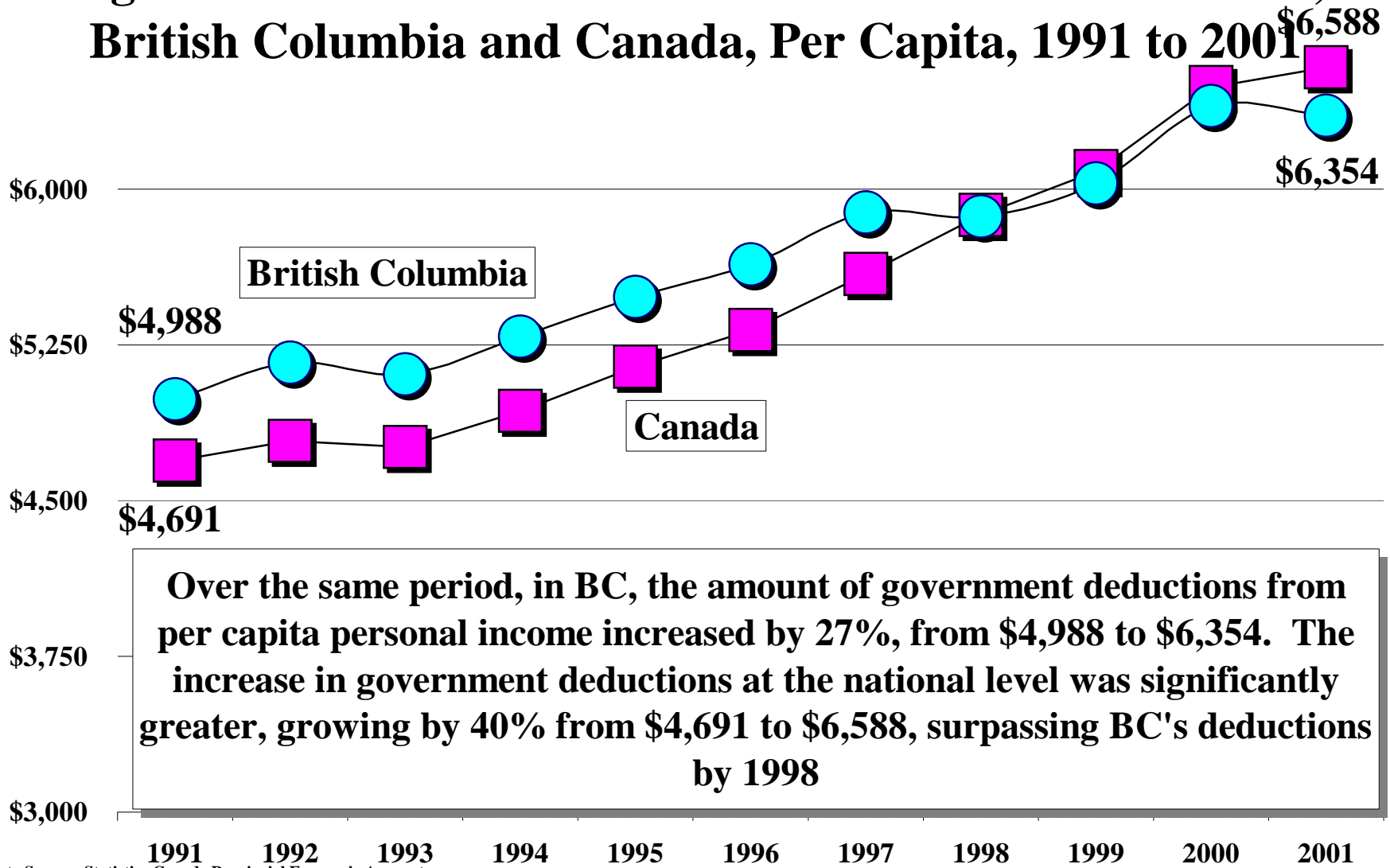
[www.urbanfutures.com](http://www.urbanfutures.com)

**Figure 1: Per Capita Personal Income,  
British Columbia and Canada, 1991 to 2001**



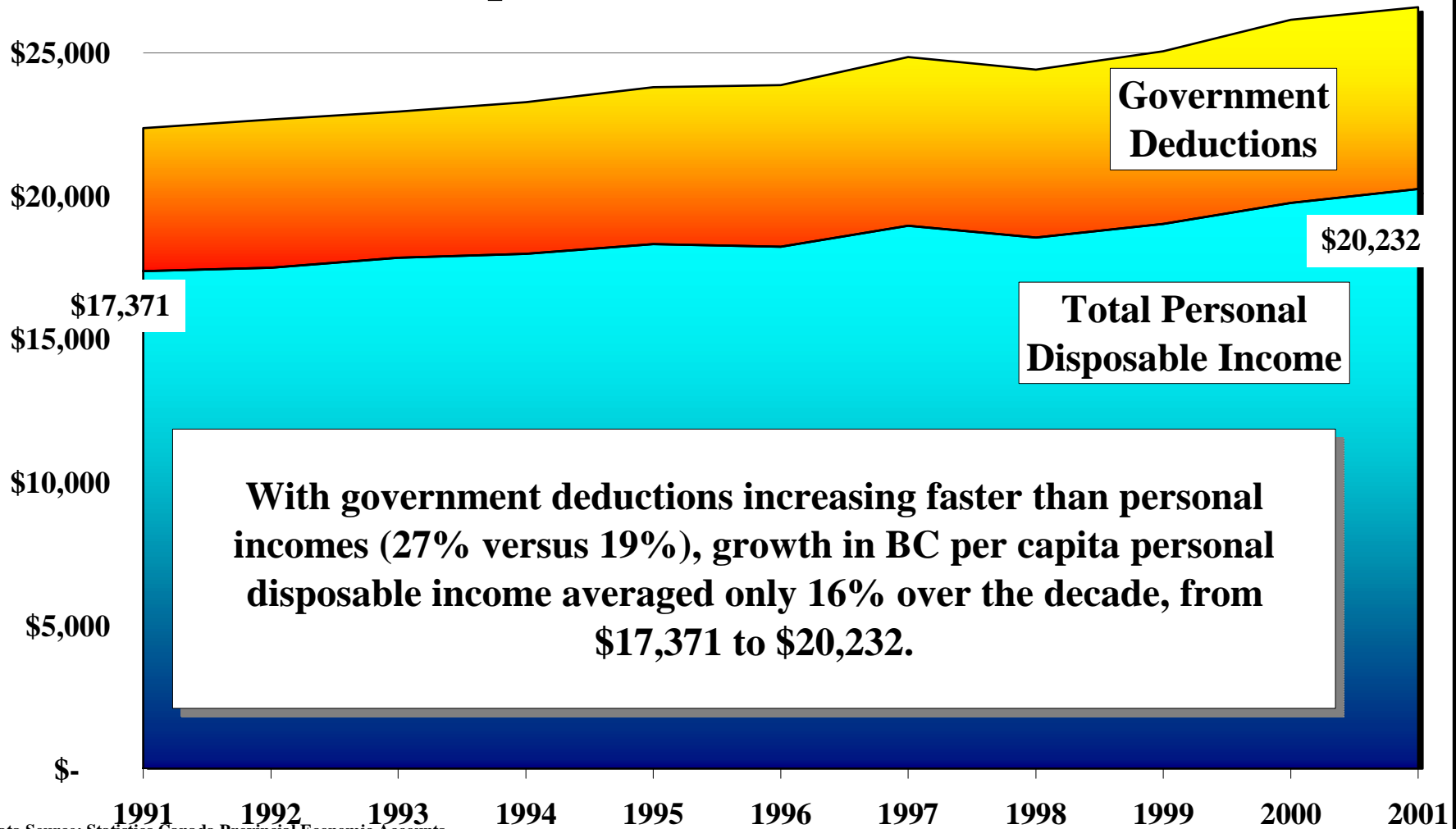
Data Source: Statistics Canada Provincial Economic Accounts

**Figure 2: Government Deductions From Personal Income, British Columbia and Canada, Per Capita, 1991 to 2001**



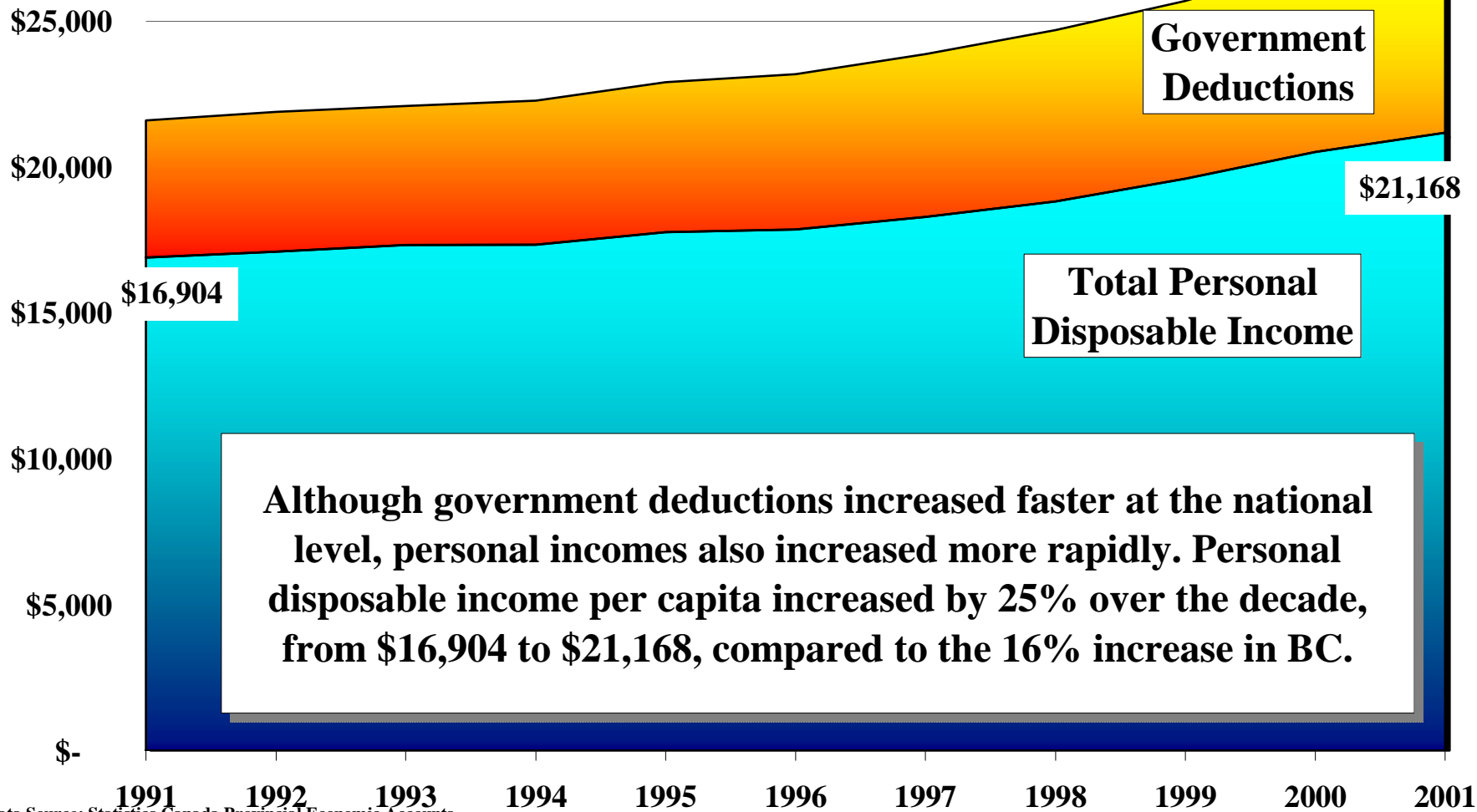
Data Source: Statistics Canada Provincial Economic Accounts

### Figure 3: Government Deductions and Personal Disposable Income, Per Capita, British Columbia, 1991 to 2001



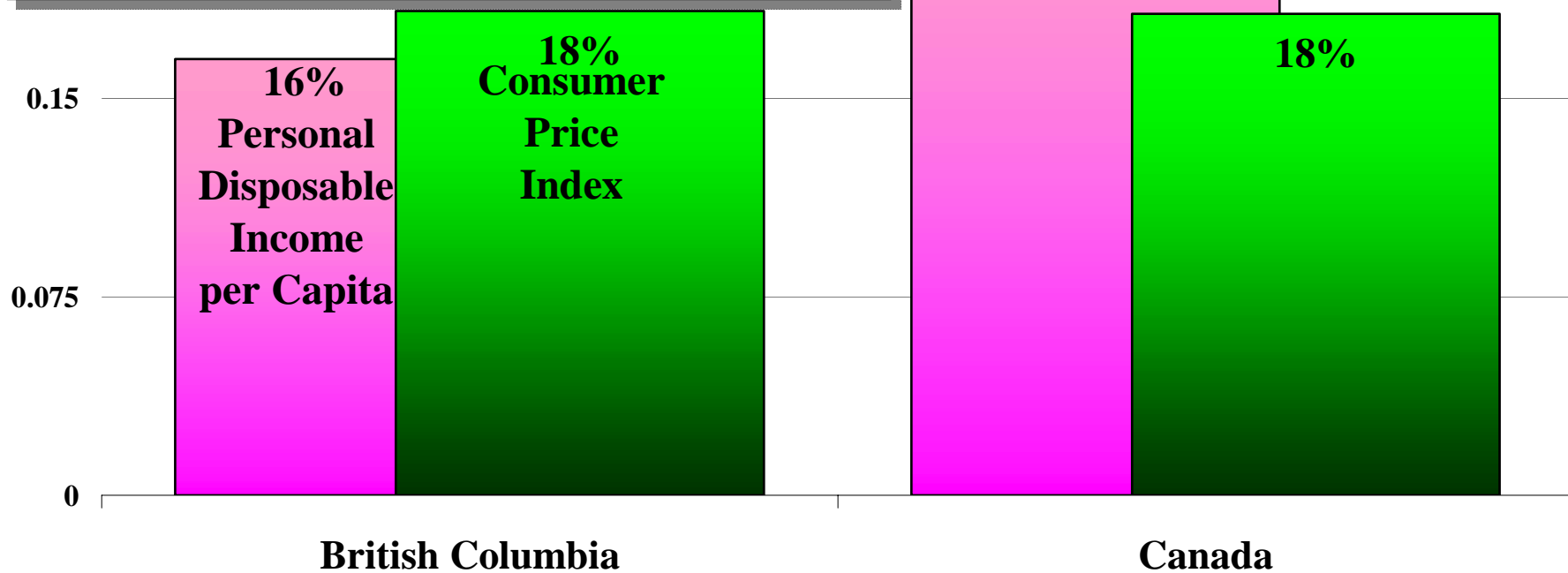
Data Source: Statistics Canada Provincial Economic Accounts

### Figure 4: Government Deductions and Personal Disposable Income, Per Capita, Canada, 1991 to 2001



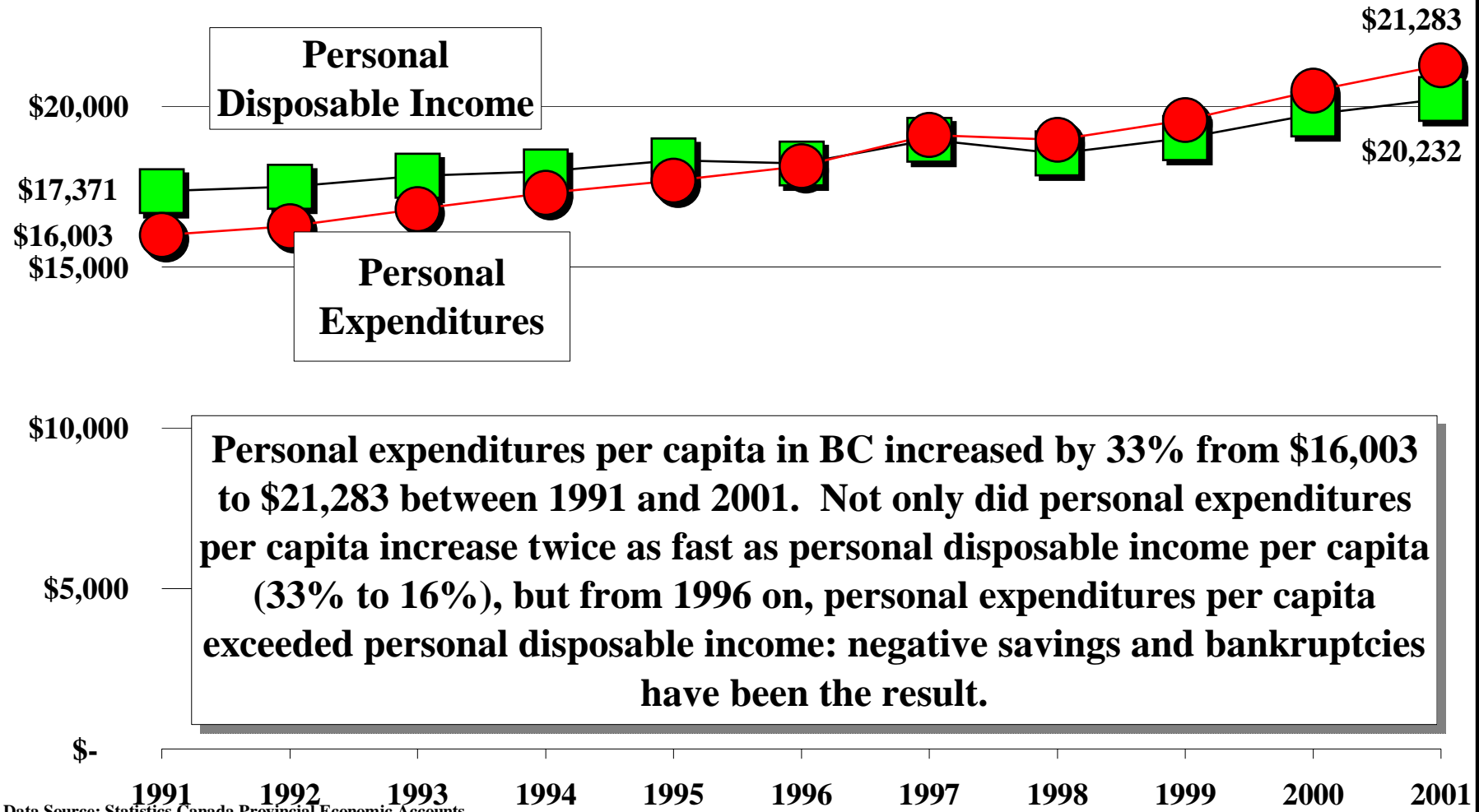
### Figure 5: Change in Personal Disposable Income and Consumer Price Index, British Columbia and Canada, 1991 to 2001

Both Canada and BC experienced 18% inflation between 1991 and 2001. Personal disposable income per capita increased faster than inflation (25% to 18%) in Canada: it did not keep up with inflation in BC (16% to 18%).



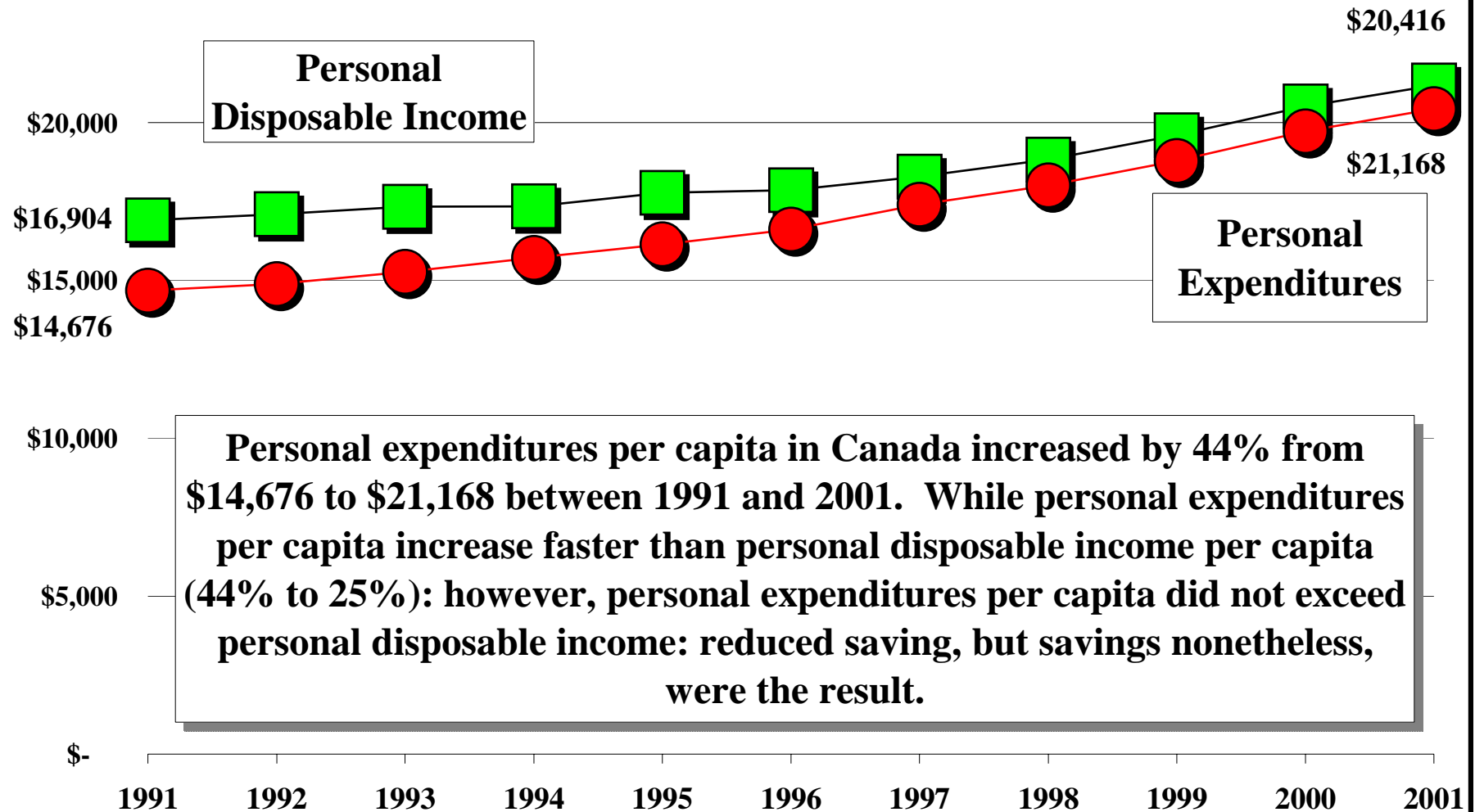
Data Source: Statistics Canada Provincial Economic Accounts

## Figure 6: Personal Disposable Income and Personal Expenditures, Per Capita, British Columbia, 1991 to 2001





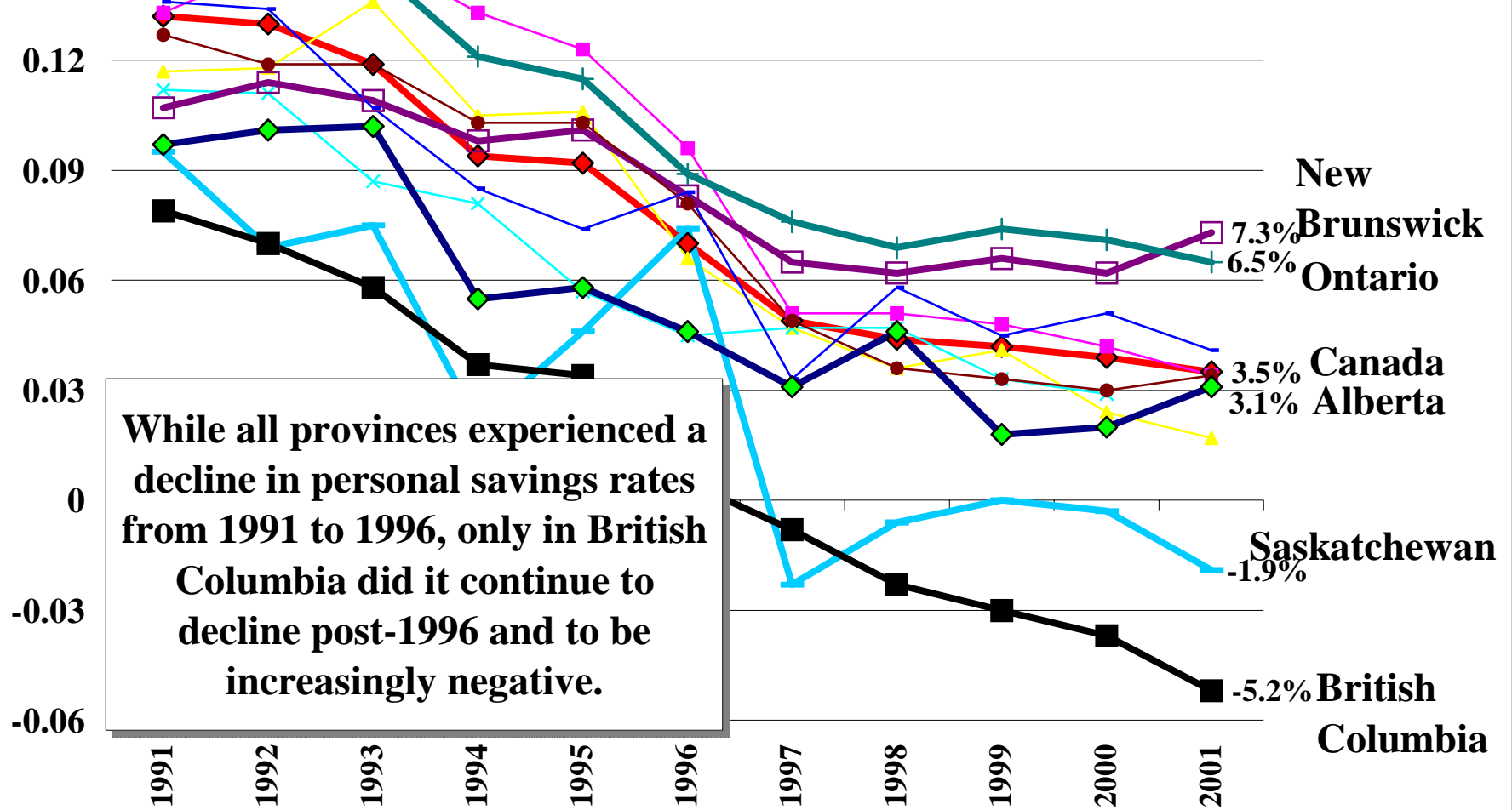
**Figure 7: Personal Disposable Income and Personal Expenditures, Per Capita, Canada, 1991 to 2001**



Data Source: Statistics Canada Provincial Economic Accounts

**Figure 8: Personal Savings Rate: 1991 to 2001**

Personal Savings as a Percent of Personal Disposable Income



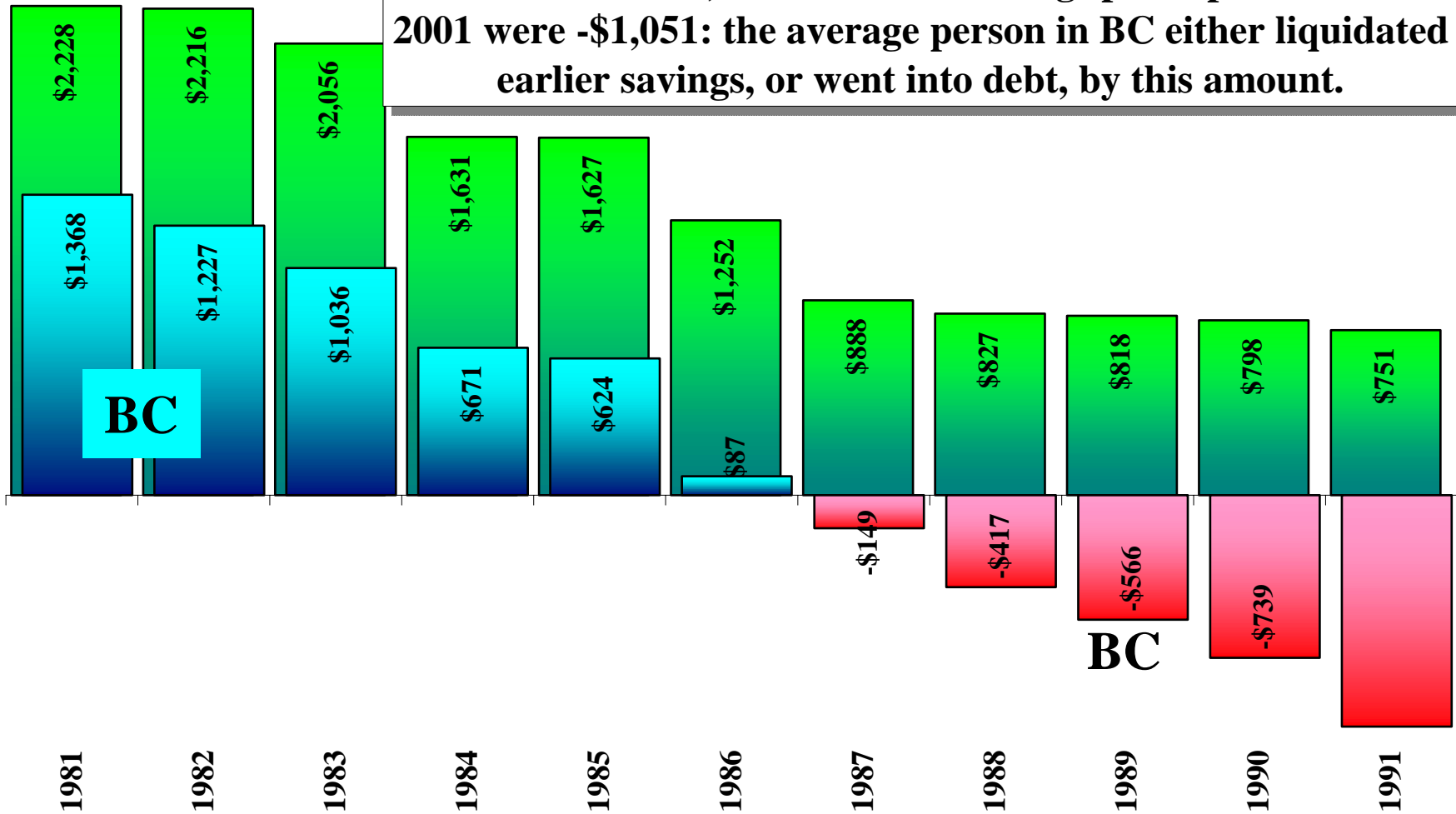
While all provinces experienced a decline in personal savings rates from 1991 to 1996, only in British Columbia did it continue to decline post-1996 and to be increasingly negative.

Data Source: Statistics Canada Provincial Economic Accounts

**Figure 9: Savings Per Capita, 1991 to 2001**

Canada

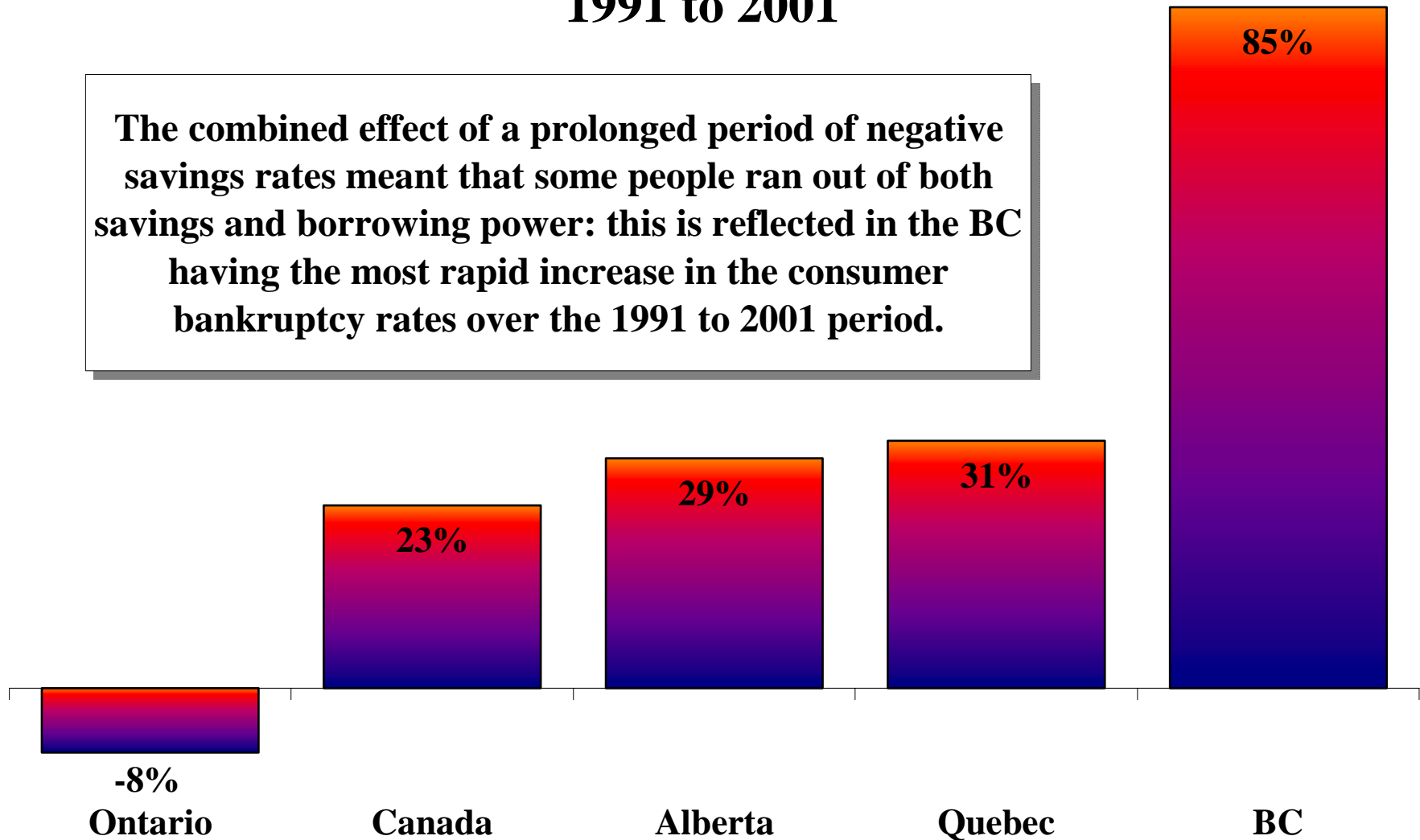
Personal savings per capita in Canada in 2001 were \$751, only 34% of 1991's \$2,228. Personal savings per capita in BC in 2001 were -\$1,051: the average person in BC either liquidated earlier savings, or went into debt, by this amount.



Data Source: Statistics Canada Provincial Economic Accounts

## Figure 10: Change in Consumer Annual Bankruptcy Rates, 1991 to 2001

The combined effect of a prolonged period of negative savings rates meant that some people ran out of both savings and borrowing power: this is reflected in the BC having the most rapid increase in the consumer bankruptcy rates over the 1991 to 2001 period.

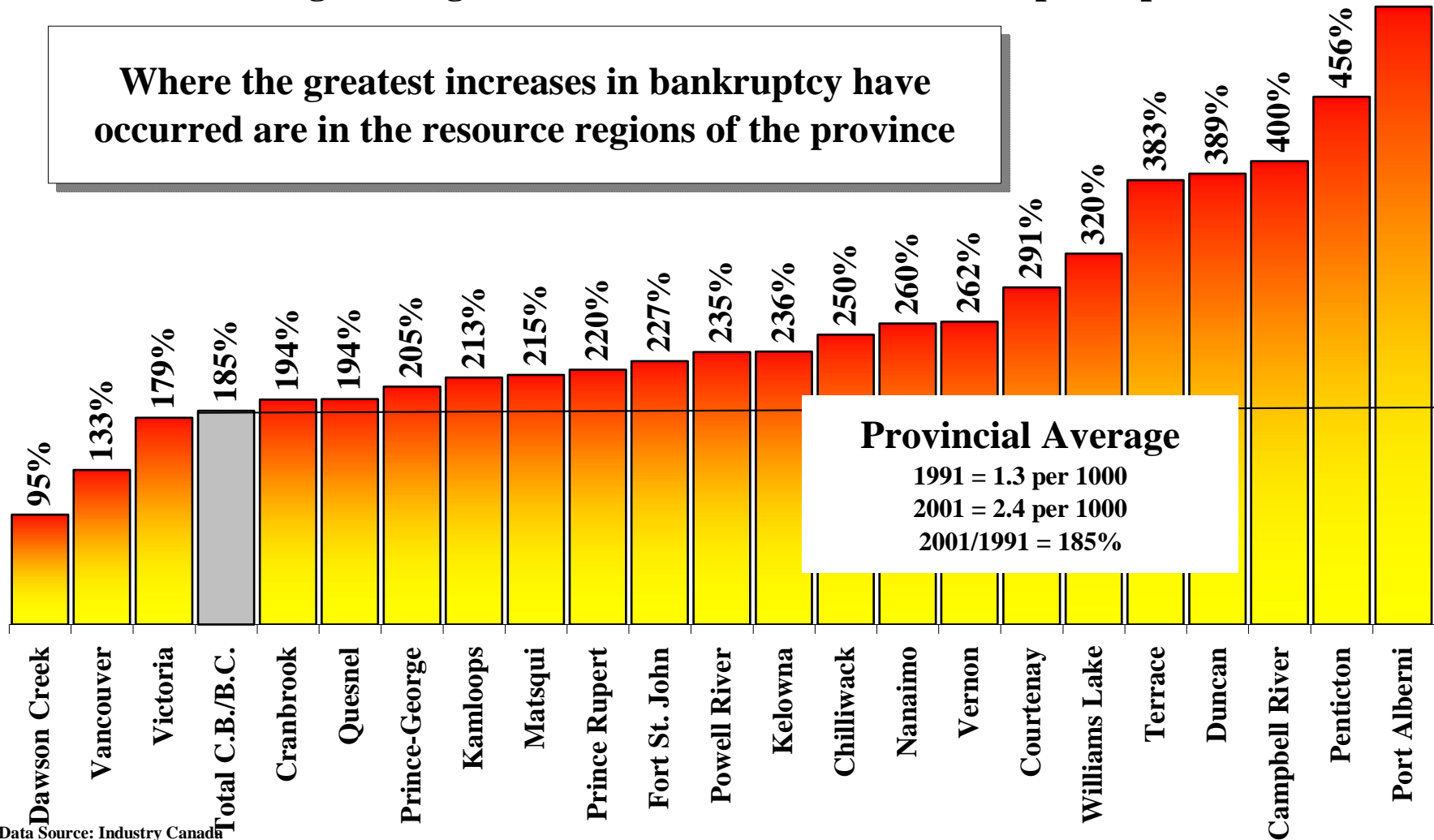


Data Source: Industry Canada

(Bankruptcy rate per 1,000 population)

**Figure 11: Increase in Personal Bankruptcy Rate, 1991 to 2001**  
**Percentage Change in Number of Consumer Bankruptcies per 1000**

Where the greatest increases in bankruptcy have occurred are in the resource regions of the province



Data Source: Industry Canada